



# VNA485P

Vector Network Analyzer



NO.:ITENEST-WI-YX-88/A

# Introduction

VNA485P is a high-performance 8.5GHz vector network analyzer with 2 or 4 ports. It can be widely used in R&D and production testing in various industries, such as mobile communication, satellite communications, etc, it can provide customers with accurate measurements in the research and production of RF components such as filters, antennas, circulators, isolators, amplifiers, switches, etc.

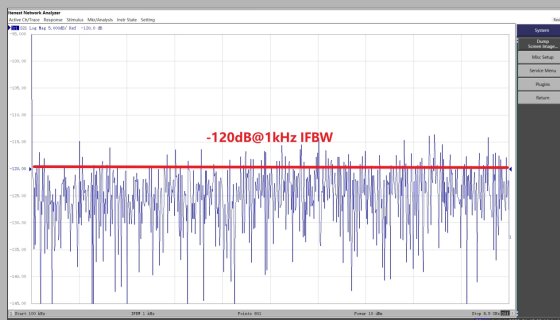
VNA485P provides excellent performance in terms of Dynamic range, trace noise, accuracy, and stability. Its high temperature stability, accuracy consistency, and reliability ensure accurate measurement results during long-term operation.

## Key features

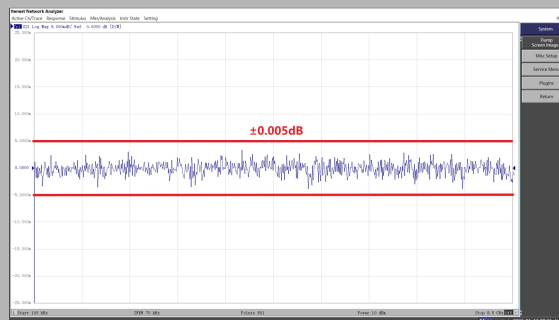
【Performance】	【Function】
Measurement frequency range: 100kHz~8.5GHz	Full calibration algorithms (including SOLT, SOLR, TRL, response calibration, etc.)
Excellent dynamic range: 135dB (typ.)	Compatible with main-stream mechanical and electronic calibration kits
Ultra low trace noise:<0.005dB RMS (IFBW=70kHz)	Support TDR time-domain impedance testing
Ultra high temperature stability:<0.01 dB/°C	Automatic port extension
Outstanding measurement speed	Support fixture simulation (de embedding, port matching, impedance conversion, balun, etc.)
10.4-inch touch screen	Support amplitude phase consistency calibration and measurement
The remote control interface supports VISA and SCPI protocols, and is compatible with customers' testing software	Two independent excitation sources

## Technical Specifications

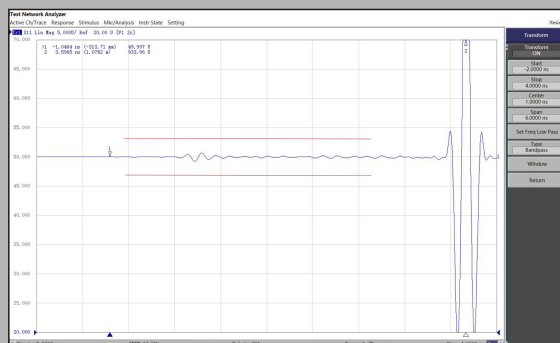
SYSTEM MEASUREMENT RANGE		
Frequency Range	100kHz to 8.5GHz	
Number of Test Ports	2 or 4	
Test Port Connector Type	N-Type, Female	
Output Power Range	100kHz to 2MHz	-55dBm to -10dBm
	2MHz to 8.5GHz	-55dBm to +10dBm
System Impedance	50Ω(75Ω via adapter)	
Frequency Setting Resolution	1Hz	
Power Setting Resolution	0.05dB	
Number of Measurement Points	2 to 20,001	
System Bandwidth(IFBW)	10Hz to 1.5MHz	
System Dynamic Range: (RF Range Fixed Mode=OFF) @IFBW=10Hz	100kHz to 500kHz	95dB
	500kHz to 2MHz	110dB
	2MHz to 8.5GHz	135dB
MEASUREMENT ACCURACY(UNCERTAINTY)		
Trace Noise: Meas.Power=Max Output Power		
Transmission	100kHz to 10MHz (IFBW=3kHz)	4mdB rms/0.03deg rms
	10MHz to 8.5GHz (IFBW=70kHz)	4mdB rms/0.03deg rms
Reflection	100kHz to 10MHz (IFBW=3kHz)	5mdB rms/0.05deg rms
	10MHz to 8.5GHz (IFBW=70kHz)	5mdB rms/0.05deg rms



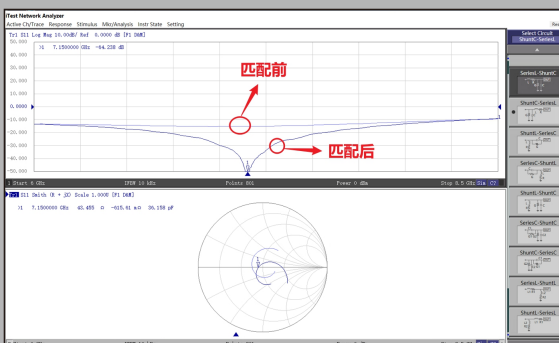
VNA485P dynamic range



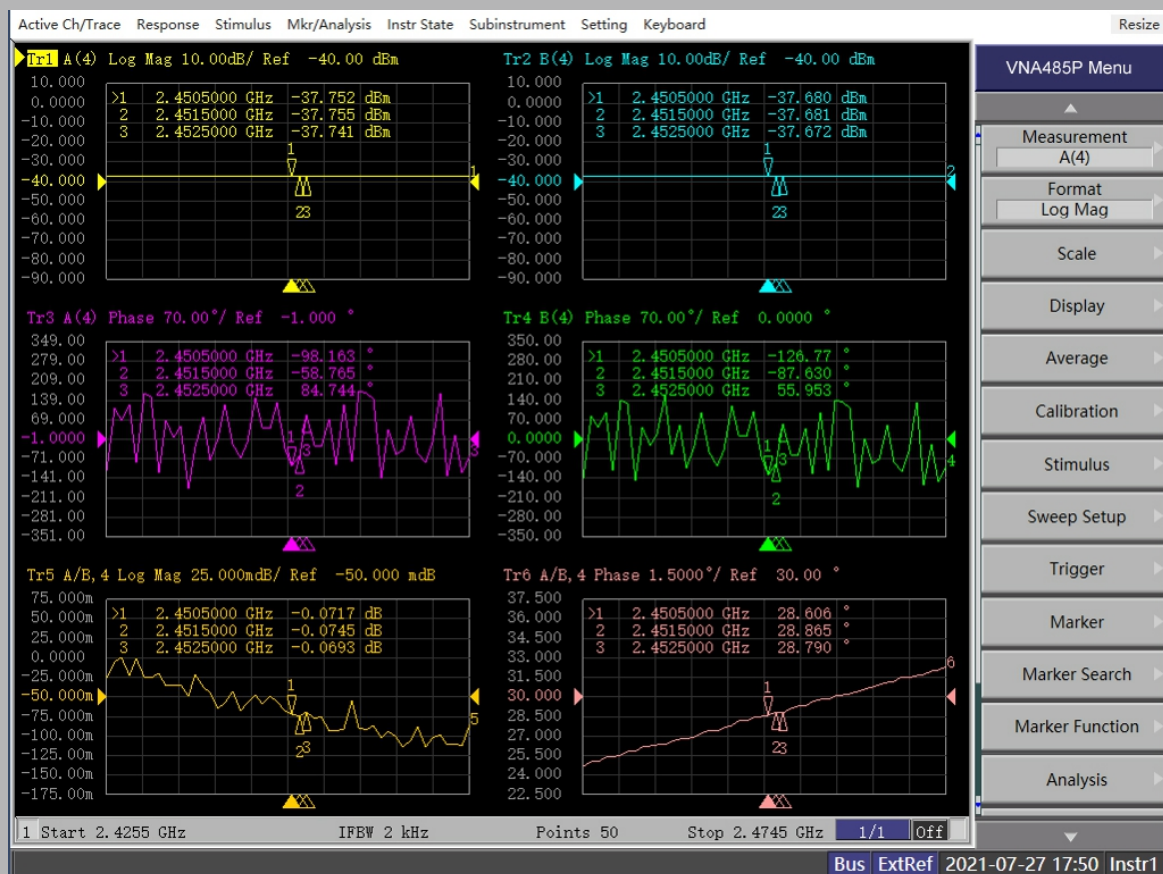
Ultra low trace noise: <0.005dB RMS (IFBW=70kHz)



TDR time-domain impedance testing



Virtual impedance matching function helps customers complete impedance testing and impedance matching simulation



VNA485P amplitude phase consistency test



## ITENEST

---

### Headquarters

Address : 5C Building 1, Tingwei Industrial Park, No.6 Liufang Road, Area 67,  
Xingdong Community, Xin'an Street, Bao'an District, Shenzhen, Guangdong, China  
TEX : +86 755-2153 5646  
FAX : +86 755-2640 5551  
Web: [www.itenest.com](http://www.itenest.com)

### Taiwan Office

ADD: 8F, No. 33, Cheng Tian Road, Tu-Cheng District,  
New Taipei City, Taiwan  
Zip Code: 236039  
TEL: +866-2-2269 2007  
FAX: +866-2-2269 2036  
Sales E-mail : [twsales@itenest.com](mailto:twsales@itenest.com)